

GOESPEAK

MEDICAL

Insulin Pen Needles



GOESPEAK Fine

Sterile (ethylene oxide), Non-pyrogenic, Hypodermic, Suitable for single use.

- Painless injection and comfortable use
- Triple Beveled
- Silicone coated
- Produced by ultra-thin wall technology
- Compatible with all insulin pens


Sizes

- 31 G (0,25mm) x 4mm
- 31 G (0,25mm) x 5mm
- 31 G (0,25mm) x 6mm
- 31 G (0,25mm) x 7mm
- 31 G (0,25mm) x 8mm
- 32 G (0,25mm) x 4mm





Nasal Care Saline Solution



Isotonic Ocean Water Nasal Spray

100 percent Natural Sea Salt-based nasal spray, rich in marine minerals well known for their therapeutic properties. Enhanced with traced minerals such as strontium. Unique formulation with natural ingredients, minerals, and elements, **GOESPEAK** Ocean Water helps to clean the nose daily and helps to breathe comfortably by moisturizing the nose.

GOESPEAK Nasal Ocean Water Spray has a unique nozzle that disperses the solution in fine droplets further up the nose. Does not contain preservative and propellant gas. Produced with “Bag on valve” technology.

Ingredients

Sodium chloride, magnesium chloride, sodium sulfate, calcium chloride, potassium chloride, potassium bromide, strontium chloride, boric acid, sodium fluoride

Direction

- Insert the nozzle into one nostril. Press briefly without tilting your or your head backward or sniffing. Blow your nose after use and repeat in other nostril. Pump 2 times into each nostril 3 times a day or as recommended by your doctor.

Uses

- By thinning the nasal mucus layer, helps to remove allergen foreign substances such as dust and pollen from the nasal environment and helps to relieve congestion and restore normal breathing.
- The use of isotonic ocean water spray contributes to accelerating recovery in flu/cold, sinusitis, and rhinitis.

Nasal Care

Saline Solution



Hypertonic Ocean Water Nasal Spray

100 percent Natural Sea Salt-based nasal spray, rich in marine minerals well known for their therapeutic properties. Enhanced with traced minerals such as strontium. Unique formulation with natural ingredients, minerals, and elements. Hypertonic seawater content (1.8 % NaCl) provides decongestion of the nose and limits infections by decreasing germs.

GOESPEAK Nasal Ocean Water Nasal Spray has a unique nozzle that disperses the solution in fine droplets further up the nose. Does not contain preservative and propellant gas. Produced with “Bag on valve” technology.

Ingredients


Sodium chloride, magnesium chloride, sodium sulfate, calcium chloride, potassium chloride, potassium bromide, strontium chloride, boric acid, sodium fluoride

Direction

- Insert the nozzle into one nostril. Press briefly without tilting your or your head backward or sniffing. Blow your nose after use and repeat in other nostril. Pump 2 times into each nostril 3 times a day or as recommended by your doctor.

Uses

- It helps to reduce nasal congestion.
- It helps to remove allergen foreign substances such as dust and pollen from the nasal environment and restore normal breathing.
- The use of hypertonic ocean water spray contributes to accelerating recovery in flu/cold, sinusitis, and rhinitis.





Nasal Care Saline Solution



Spray 25 ml / For nasal use

Sterile and does not contain preservatives and additives

Ingredients

Purified water,
Sodium Chloride (0.9%)

Uses

Helps moisturize dry nasal passage and relieve dry, crusty, and inflamed nasal membranes due to cold and allergies and is an effective nasal wash for sinuses.

Direction

For nasal use only
Use 2 to 4 times per day.
Pump 2 times (or apply 3 sprays) into each nostril.
Opened vials are disposable as they do not contain preservatives.

Nasal Care

Saline Solution

GOESPEAK
MEDICAL

Drop 25 ml / For nasal use

Sterile and does not contain preservatives and additives

Ingredients

Purified water,
Sodium Chloride (0.9%)

Uses

Helps moisturize dry nasal passage and relieve dry, crusty, and inflamed nasal membranes due to cold and allergies and is an effective nasal wash for sinuses.

Direction

For nasal use only
Use 2 to 4 times per day.
Pump 2 times (or apply 3 drops) into each nostril.
Opened vials are disposable as they do not contain preservatives.





Nasal Care Saline Solution



5 ml x 10 Vial / For nasal use

Sterile and does not contain preservatives and additives

Ingredients

Purified water,
Sodium Chloride (0.9%)

Uses

Helps moisturize dry nasal passage and relieve dry, crusty, and inflamed nasal membranes due to cold and allergies and is an effective nasal wash for sinuses.

Direction

For nasal use only
Use 2 to 4 times per day.
Pump 2 times (or apply 3 drops) into each nostril.
Opened vials are disposable as they do not contain preservatives.

Nasal Care Saline Solution



5 ml x 20 Vial / For nasal use

Sterile and does not contain preservatives and additives

Ingredients

Purified water,
Sodium Chloride (0.9%)

Uses

Helps moisturize dry nasal passage and relieve dry, crusty, and inflamed nasal membranes due to cold and allergies and is an effective nasal wash for sinuses.

Direction

For nasal use only
Use 2 to 4 times per day.
Pump 2 times (or apply 3 drops) into each nostril.
Opened vials are disposable as they do not contain preservatives.



Nasal Care

Nasal Wash

Sinus Rinse Kit Adults

GOESPEAK Nasal Wash relieves nasal symptoms and congestion caused by the flu, allergies, and sinusitis. Regular nasal washing removes germs, viruses, and allergens from the nose.

Ingredients

- 1 application bottle with 240 ml volume
- 20 packets (Sodium Bicarbonate 700 mg, Sodium Chloride 2300 mg)
- With 4% sodium bicarbonate and 96% sodium chloride (0.09% sodium chloride and 0.0375% bicarbonate in 240 cc) contained in the sachet, it is well tolerated with a balanced pH value compatible with the nasal mucosa.

Uses

- For daily nasal cleaning
- Nasal congestion caused by flu/cold and allergy
- Acute or Chronic Sinusitis
- Nasal dryness
- After nose and sinus surgeries



Nasal Care

Nasal Wash



Direction

1. After washing your hands, open the cap of the application bottle and fill it with 240 ml of warm water for adults or 120 ml for pediatric use.
2. After opening one of the mixture sachets in the box, pour it all into the application bottle. Make sure that the cap of the application bottle is tightly tightened and shake the application bottle to obtain the mixture.
3. Tilt your head straight down. Keeping your mouth open, place the application bottle on your nose.
4. Squeeze the application bottle lightly by hand. You can apply this application to the same nostril several times. For the application to be sufficient, you need to apply 1/4 or half of the bottle.
5. Repeat the same steps on your other nostril.
6. After the application is finished, quickly exhale the solution remaining in the nose and discharge it from the nose and throat.



Nasal Care Aspirator



Nasal Aspirator

Our Nasal Aspirator is designed to remove extra mucus from your baby's nose, helping him to breathe comfortably. Your baby will be able to sleep, eat, and play more peacefully without the uncomfortable sensation of nasal blockage, which prevents him from breathing easily. It is critical to clear the airways in newborns! The aspirator tips are made of phthalate-free, latex-free polypropylene and are designed for single-use to reduce the risk of infection. What's in the box: **GOESPEAK** Baby Nasal Aspirator consists of a flexible PVC tube, mouthpiece, a rigid body to keep the aspirator stable, and a transparent anatomical tip with a sponge filter designed for the baby's nostril.

Direction

1. Attach the disposable tip to the aspirator's body.
2. Take the mouthpiece in your mouth and insert gently the tip of the aspirator into your baby's nostrils.
3. Aspirate the mucus layer from the nose using the mouthpiece.
4. After use, remove the disposable tip and throw it away.
5. To facilitate the cleaning, saline or ocean water solution can be used before the procedure.

Nasal Care Aspirator Tips



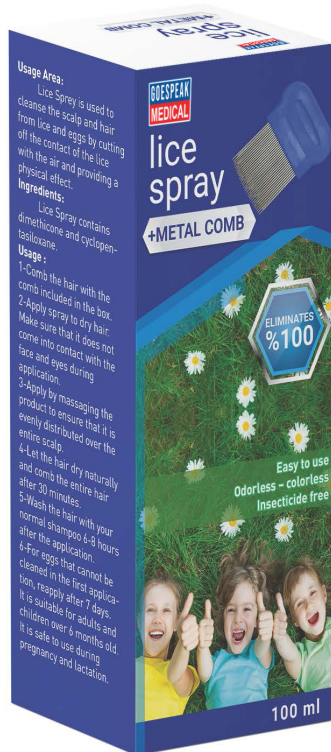
Nasal Aspirator tips

Our Nasal Aspirator is designed to remove extra mucus from your baby's nose, helping him to breathe comfortably. Your baby will be able to sleep, eat, and play more peacefully without the uncomfortable sensation of nasal blockage, which prevents him from breathing easily. It is critical to clear the airways in newborns! The aspirator tips are made of phthalate-free, latex-free polypropylene and are designed for single-use to reduce the risk of infection.

What's in the box: **GOESPEAK** Baby Nasal Aspirator consists of a flexible PVC tube, mouthpiece, a rigid body to keep the aspirator stable, and a transparent anatomical tip with a sponge filter designed for the baby's nostril.

Direction

1. Attach the disposable tip to the aspirator's body.
2. Take the mouthpiece in your mouth and insert gently the tip of the aspirator into your baby's nostrils.
3. Aspirate the mucus layer from the nose using the mouthpiece.
4. After use, remove the disposable tip and throw it away.
5. To facilitate the cleaning, saline or ocean water solution can be used before the procedure.



Lice Spray

Lice Spray is used to cleanse the scalp and hair from lice and eggs by cutting off the contact of the lice with the air and providing a physical effect.

- Easy to use
- Odorless – colorless
- Insecticide free
- The most effective and safe way to get rid of lice and eggs
- Suitable for adults and children over 6 months old.
- Consult your healthcare specialist to use while pregnant or lactating.

Ingredients

Dimethicone, Cyclopentasiloxane

Direction

1. Comb the hair with the comb included in the box.
2. Apply spray to dry hair. Make sure that it does not come into contact with the face and eyes during application.
3. Apply by massaging the product to ensure that it is evenly distributed over the entire scalp.
4. Let the hair dry naturally and comb the entire hair after 30 minutes.
5. Wash the hair with your normal shampoo 6-8 hours after the application.
6. For eggs that cannot be cleaned in the first application, reapply after 7 days.

Skin & Oral Care Products



Canker Sore And Mouth Ulcer Instant Pain Relief

Aft Stick is used to relieve immediate canker sore and mouth ulcers pain.

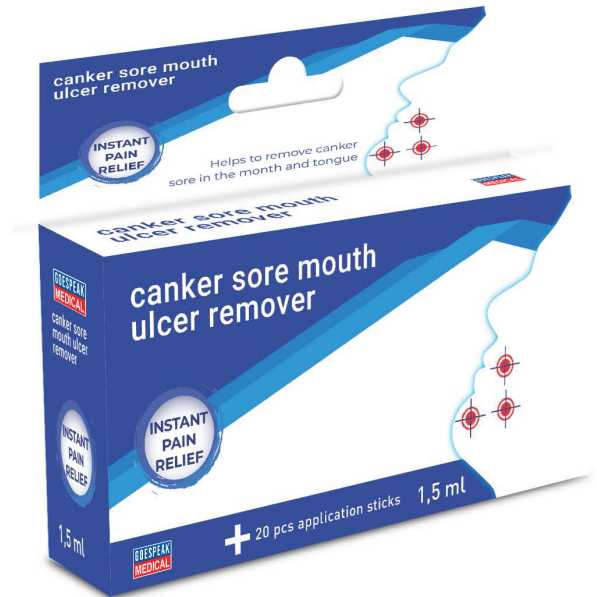
It promotes spontaneous healing by creating a protective barrier over the ulcer.

Ingredients

- Hydroxypropyl methylcellulose, sulfonic acid, and sulfuric acid mixture
- 20 application swabs.

Direction

1. For each application, wipe the canker sore area with a cotton swab until it dries.
2. Then dip the other side of the stick into the bottle and tap the bottle rim once and apply to the canker sore area. Wait for a while and turn the litter around its axis.
3. You can apply 2-3 applications to the same area.





Glycerine

- Easy to use in a dropper bottle.
- Glycerine opens the blockage in the ear and facilitates the removal of wax.
- It has a moisturizing and softening effect on the skin.

Ingredients

30 gr 100% Pure Natural Glycerine.

Direction

- Lie on your side and in a straight position. 2 drops of ear drops are instilled. After waiting for a minute, get up and tilt the head in the opposite direction.
- Then the ear can be dried externally.